My Transcripts

Your involvement outside the classroom says a lot about what you have learned and accomplished. When it is time to build a resume or fill out an application, it may be hard to remember everything you did in your first year or two. My Transcript brings all of that activity together in one place.

Your Co-Curricular Transcript is an official record of the pathways you have declared, the status of each requirement, and the awards you have earned. Connect25 builds it from your current progress every time you open it, so you never have to update it yourself. Your school designs the look of the document, and you can print it from your browser whenever you need a copy.

The articles in this section help you find and read your transcript and understand what each part means and see what you have completed and what is left to do on your pathways.

Your transcript is read-only and reflects your activity in Connect25. To change what appears on your transcript, complete or update the requirements on your pathways, or contact your Connect25 administrator if you think something is missing or incorrect.

Security Note

You must be signed in to Connect25 to view your transcript.

Viewing Your Transcript

To view your transcript, select **My Transcript** in the sidebar. At the top of the page, you will see:

- An **Official • Published** label, which means this is the official version your school has released, and the date the transcript was generated.
- A **Print** button.
- A note that the transcript is read-only and that your school maintains this record.

Your transcript is created each time you open the page, so it always reflects your latest progress. If you complete a requirement, it will show up the next time you open or refresh My Transcript.

This content is intended only for licenced CollegeNET Series25 customers. Unauthorized use is prohibited.

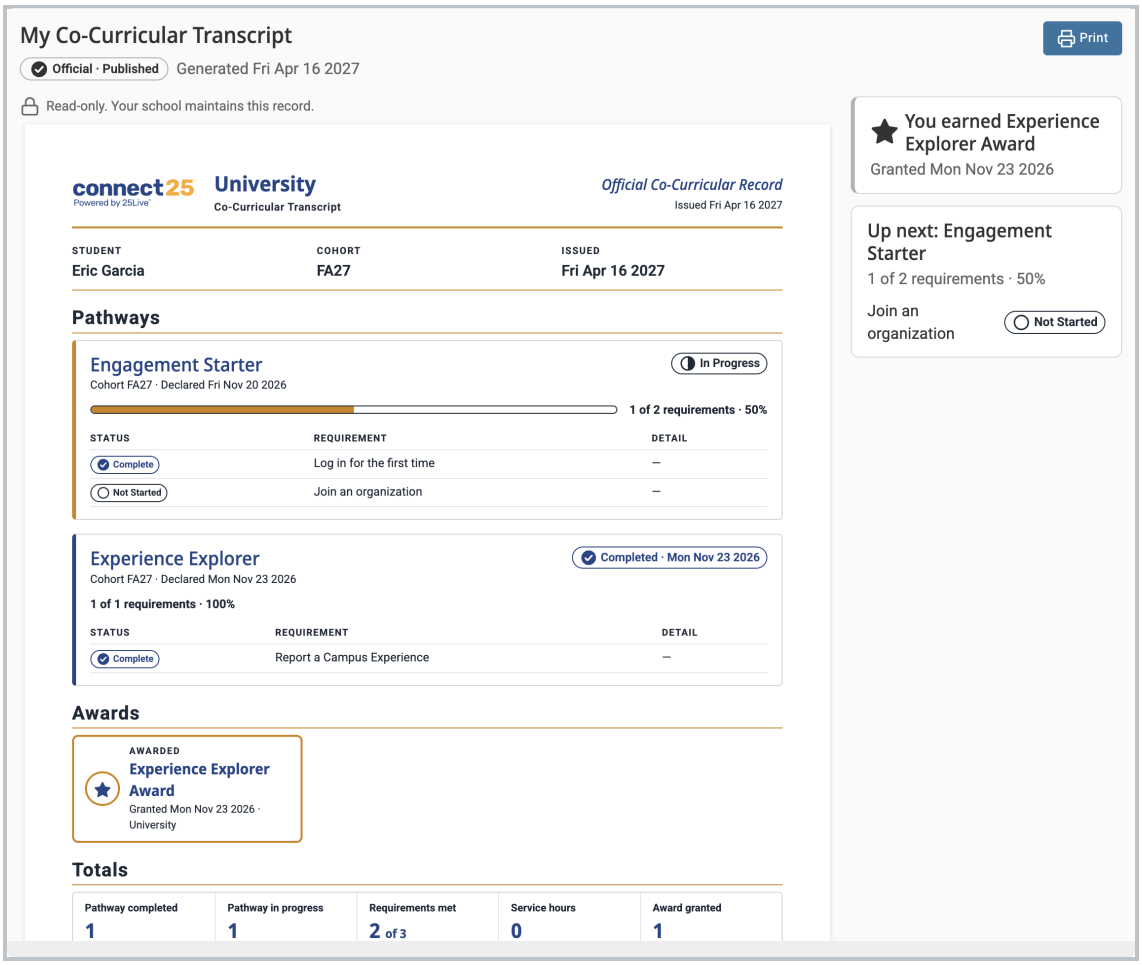

What Your Transcript Includes

The sections on your transcript depend on how your school has set it up. A transcript can include:

- **Your information** - Your name, your cohort, and the date the transcript was issued. Your student ID appears if your school has chosen to include it.
- **Pathways** - Each co-curricular pathway you have declared, with its cohort, the date you declared it, and its status: **Complete**, **In Progress**, or **Not Started**. Depending on your school's settings, you may also see a progress bar, the tracks you are working on, and a list of requirements.
- **Awards** - Awards you have earned, including pathway awards, track awards, and trail summits, with the date each was granted.
- **Totals** - A summary of pathways completed, pathways in progress, requirements met, awards earned, and your total approved service hours.
- **Signature, notes, and a status legend** - Information added by your school, such as a signature line, a statement, or an explanation of the status icons.

Only co-curricular pathways appear. Academic programs are not included. If you have not declared any pathways or earned any awards yet, those sections read "No pathways declared yet." and "No awards granted yet.", and the totals show zero. Your cohort appears only if you belong to one.

This content is intended only for licenced CollegeNET Series25 customers. Unauthorized use is prohibited.

Requirement Statuses

When your transcript lists the requirements for a pathway, each one shows an icon and status.

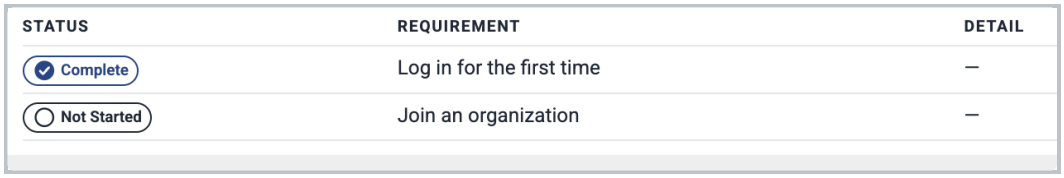

- **Complete** - You have met the requirement.
- **In Progress** - You have started the requirement but have not finished it. For example, if some of your service hours are approved but not all of them, the requirement shows as In Progress.
- **Not Started** - You have not made progress on the requirement yet.
- **Waived** - The requirement was waived for you by an administrator.
- **Not Yet Open** - The requirement has not opened yet.
- **Expired** - The time to complete the requirement has passed.
- **Locked** - The requirement is not available to you yet.

Next to each requirement, you may also see details, such as your recorded progress toward a goal (for example, 2 of 5).

Checking What You Have Earned and What Is Next

A side panel next to your transcript highlights your recent progress:

- **You earned** - Shows the most recent award you earned and the date it was granted. This appears only after you have earned an award.
- **Up next** - Shows the first pathway you have in progress, how many requirements you have met out of the total and your percent complete, and up to three requirements you still need to complete. This appears only when you have a pathway in progress.

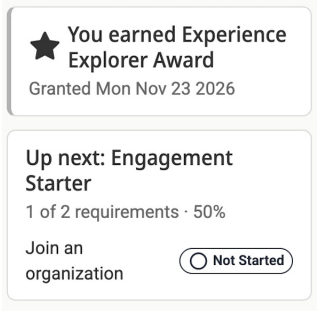

On a narrow screen, the side panel appears below your transcript.

This content is intended only for licenced CollegeNET Series25 customers. Unauthorized use is prohibited.