

Section Analytics in X25

The **Section Analytics** tab in X25 draws data directly from your student information system (SIS) via the [LYNX Interface](#). From here you can analyze patterns in your academic data without lifting a finger.

This page is designed to give you a chance to review your classes before importing anything to 25Live. You can also use it for classes you wouldn't normally import, such as sections that are strictly taught online.

Section analytics reports reflect live data: as soon as you refresh a report, you'll see the latest updates from your SIS.

Selecting a Term Code

Rather than dividing events into [projects and snapshots](#), the section analytics page pulls term codes directly from your SIS.

From the **Select** link in the left-hand menu, choose any number of terms to analyze:

- Filter term codes using the search box
- Select desired terms with the checkbox
- Use the X next to a selected term's name to remove it (or empty the checkbox)

Once you have selected your terms, this will unlock the **Reports** header so you can use the reports listed below.

Selecting an Instance

If your institution has multiple LYNX or 25Live Live instances associated with X25, you may have the opportunity to select those instances before you select a term code.

*Fields marked with * are required.*

Lynx Instances *	Instances *	Terms (4) *
<input type="radio"/> myunv_lynx <input type="radio"/> myuni_lynx <input type="radio"/> mysch_lynx <input checked="" type="radio"/> mycol_lynx <input type="radio"/> mycit_lynx	<input checked="" type="radio"/> campusa	<div>Search...</div> <div> <input checked="" type="checkbox"/> 1176 (39) - Summer 2022 <input checked="" type="checkbox"/> 1174 (1731) - Spring 2022 <input type="checkbox"/> 1172 (43) - Winter 2022 <input type="checkbox"/> 1168 (1430) - Fall 2021 <input type="checkbox"/> 1166 (968) - Summer 2021 <input type="checkbox"/> 1165 (968) - Summer 2021 </div> <div> Select All Clear All </div>

Image: Example LYNX instances, 25Live instances, and Terms.

If presented with the option, choose a LYNX instance corresponding to your SIS database. Most schools have only one SIS database connected to 25Live, so the selection is made automatically. If you have more than one option, choose the code matching the SIS where you wish to view data.

Then, if you also have more than one associated 25Live instance, you may choose one before continuing to select term codes.

These choices can better target your analytics for more precise reporting.

Select Filters (optional)

Filter your data even further by selecting from specific Institutions, Regions, Campuses, Colleges, Instruction Codes, Section Types, and Statuses.

☒ **Select Filters (optional)**

Institutions	Regions	Campuses	Colleges
<input type="text" value="Search..."/> <input type="checkbox"/> (10104) - NO INSTITUTION CODE IN SIS DATA Select All Clear All	<input type="text" value="Search..."/> <input type="checkbox"/> (10104) - NO REGION CODE IN SIS DATA Select All Clear All	<input type="text" value="Search..."/> <input type="checkbox"/> DB (6) - Dublin, Ireland <input type="checkbox"/> IC (42) - Italian Campus <input type="checkbox"/> MN (8552) - Main Campus <input type="checkbox"/> OC (792) - Off Campus <input type="checkbox"/> AL (740) - Alabama Campus Select All Clear All	<input type="text" value="Search..."/> <input type="checkbox"/> 00 (702) - No College Designated <input type="checkbox"/> AR (3208) - McNulty Colg-Grad Schl Arts <input type="checkbox"/> BU (731) - School of Business <input type="checkbox"/> ED (1322) - School of Education <input type="checkbox"/> HC (86) - Honors College <input type="checkbox"/> HS (584) - Rangos School of Health Sci Select All Clear All
Instruction Codes	Section Types	Statuses	
<input type="text" value="Search..."/> <input type="checkbox"/> (10104) - NO INSTRUCTION CODE IN SIS DATA Select All Clear All	<input type="text" value="Search..."/> <input type="checkbox"/> AFT (9) - Assistantship Full Time <input type="checkbox"/> AHT (7) - Assistantship Half Time <input type="checkbox"/> AST (1) - Assistantship <input type="checkbox"/> CLN (84) - Clinical <input type="checkbox"/> CON (15) - Continuous Registration <input type="checkbox"/> DCF (29) - Dissert Cont Reg Full Time Select All Clear All	<input type="text" value="Search..."/> <input type="checkbox"/> A (9472) - Active <input type="checkbox"/> C (632) - Cancelled Select All Clear All	

Image: Select Filters options.

Managing Settings

Standard Schedules

Please see [Defining Standard Schedules](#).

Column Preferences

Many SIS types don't store one or more of the data types listed below. The Global Columns settings allow you to remove these columns from reports, as the system won't be able to populate them. Simply uncheck the relevant boxes to remove the columns from all Section Analytics reports.

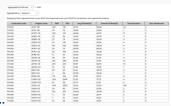

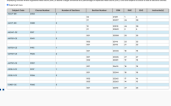

- Campus Code
- College Code
- Department Code
- Institution Code
- Region Code




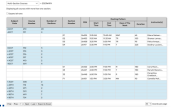
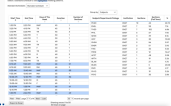
The default sort order for columns in reports are top-down hierarchical (left to right) where each column, beginning with the right-most and ending with the left-most, is used for subsequent sorting beyond the initial sorted column. The sort order is maintained when exporting related data to Excel.

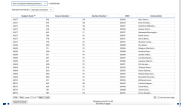
Choosing a Report

Use the dropdown menu in the **Reports** header to choose how you want to analyze your data.

In addition, to report choices, X25 provides an **Overview** view in the left-column menu.

Report	Summary	When is it useful?
Aggregated Enrollment Report 	Shows the combined enrollment for all sections in the selected terms, sorted by department or other groupings.	Use this view when evaluating the course load for a given department, college, or subject code.
Aggregated Sections Report 	Shows the combined enrollment for all sections in the selected terms, drilling down into details for individual sections.	Use this view when evaluating which sections could be cut from a schedule or combined with one another.
Maxed Out Courses Report 	Shows when the combined number of registered students approaches the maximum for all sections offered on a given course.	Use this view to identify courses that may need additional sections offered.
Over-Enrollment 	Shows when the number of registered students exceeds the maximum for a section.	Use this view during or after your registration period to ensure no classes are enrolled above their expected limit.

Report	Summary	When is it useful?
Under-Enrollment 	This shows when the number of registered students is significantly low.	Use this view during or after your registration period to identify classes with not enough registered students.
Over-Booked Sections 	Shows sections that have more registered students than their assigned locations can hold.	Use this view to find sections that need new locations before importing anything into 25Live.
Incomplete Meeting Patterns 	Shows when sections are missing dates or times in their meeting patterns.	Use this view to identify which sections in a term have incomplete data entry.
Multi-Section Courses 	Shows all courses with more than one section.	Use this view to find which courses have more than one section in 25Live.
Meeting Pattern Usage 	Shows how meeting patterns are represented across your term.	Use this view to identify the most popular meeting patterns and which groups use them the most, or to identify outliers.

Report	Summary	When is it useful?
<div><div><div>Non-Compliant Meeting Patterns Report</div><div></div></div></div>	Displays sections with meeting patterns that don't match a standard schedule.	Use this view to identify sections that do not align with a standard set of scheduling time blocks.